


# SCANIA



CONCRETE

# BODYBUILDING MADE EASIER!

Tailormade for your application with best preparations available.



## Concrete

### Truck specification

Chassi: G 410 B8x4NZ

Cab: CG17L

#### BCI Bodywork communication interface FPC5837

BCI is a programmable interface between the truck and bodywork facilitating communications between truck and bodywork. The BCI can be programmed with advanced logics for safety and other operational functionality in the bodywork.

#### Bodybuilder tube across IP C\*

All trucks are supplied with an empty tube inside the instrument panel, dedicated for the bodybuilder.

#### Instrument panel control lights BB FPC3888

There are many options for the bodywork to provide the driver with information, 8 lamps, sound and display messages in the instrument cluster. The lamps can indicate with different colours.

#### Bodywork programmable switches preparation FPC7682

Enables the BCI control unit to be programmed with the BICT tool for Pushbutton BCI reserved quantity (06793) switches.

#### CAN switches FPC6793

Spaces in the instrument panel are reserved for extra switches that are programmed in the BCI control unit.

#### Headlight protection FPC2021

The headlights are protected by a steel grille.

#### 3x7 pole electrical preparation from cab FPC2411

We can offer 3 different solutions of electrical preparations. 1, 2 or 3 pieces with 7 poles in each (contains different types of 1,5mm<sup>2</sup>, 2,5mm<sup>2</sup> and CAN cables).

#### Extension cable FPC 3023

Length: 2, 8 or 12 meter, delivered inside cab.

#### BB electrical supply 150A continually, 250A max B\*

All trucks are supplied with a dedicated electrical output, conveniently located behind the mudguard of the 1st front axle.

#### BB brackets (flexible/with holes) FPC3303

Scania can offer many different body attachment brackets to suit a variety of applications. The bodywork is bolted into the upper row of holes on the bracket.

#### Mudguards 2nd front axle FPC4050

The mudguard on the second front axle is height-adjustable. It is supplied from the factory in the highest position, but can be easily adjusted to three different positions to fit with the bodywork and tyres.

#### Lowered steering linkage 2nd front axle D\*

With the new design, Bodybuilder have much more clearance in this area.

#### Air supply inside frame A\*

A dedicated outlet for BB needs of air is included on every chassis. This is the one and only place allowed to connect air supply to bodywork.

#### Body work holes in frame, Pre punched top row FPC 7432

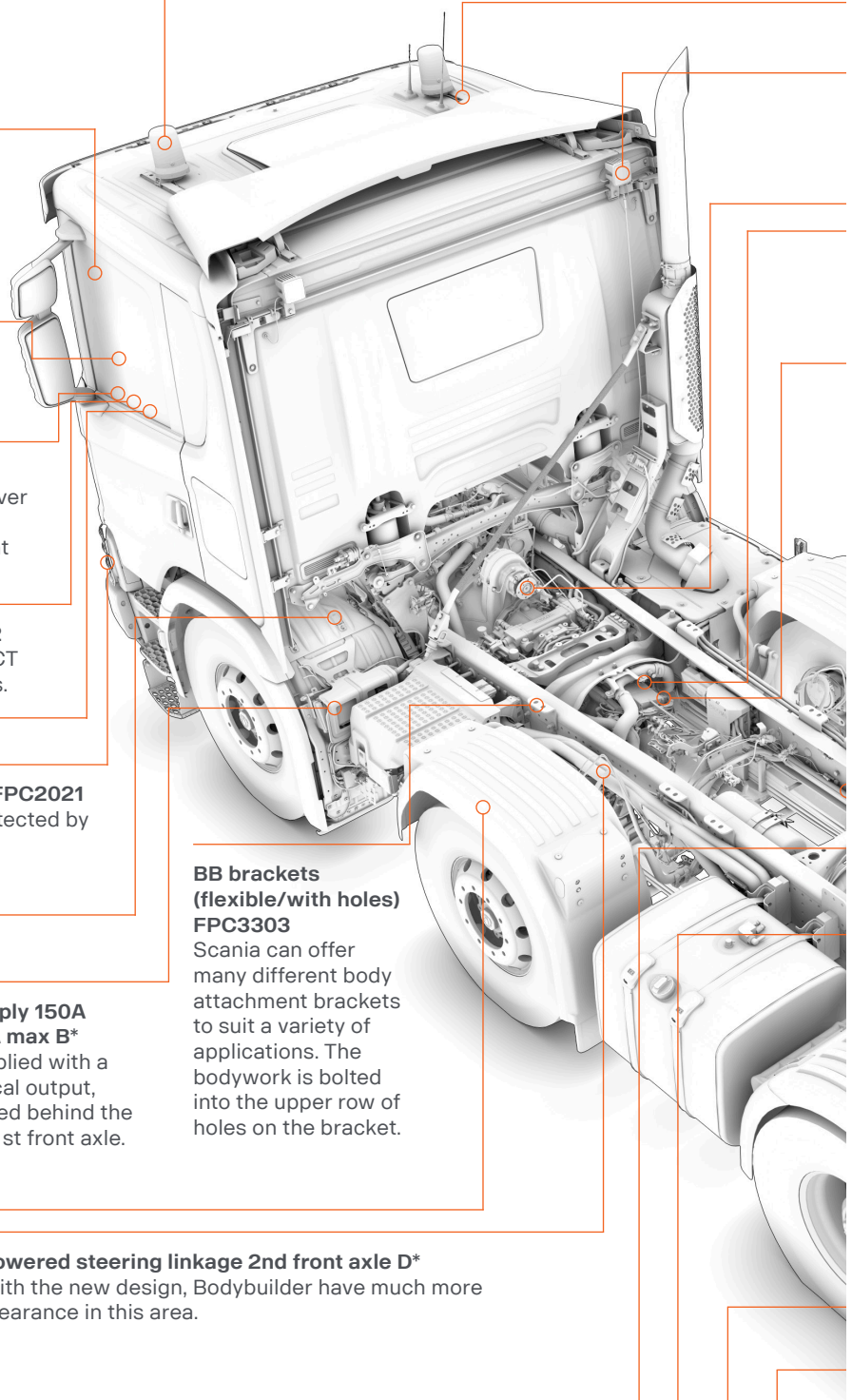
Frame prepared with an upper row of holes. The holes are spaced at 50 millimetres and are used to attach the bodywork to the frame of the truck.

#### Side marker lights FPC313

Different numbers of lamps are supplied depending on the length of the vehicle. These are available temporarily or permanently mounted.

#### Rear overhang in 10mm steps FPC1537

Scania can deliver a perfect adapted overhang to every bodywork within 10 mm steps.



**Beacon FPC1330**

Mounted on a robust aluminium bar, the rotating beacon supplies efficient warning light.

**Roof rails FPC1401**

The roof rails are in aluminium which simplifies the fitting of an air deflector, roof rack and other extra equipment.

**Working lamps rear wall cab top FPC5900**

The work light consists of two LED headlamps fitted on the left and right-hand sides of the rear cab wall.

**EG PTO clutch dependant power take-off FPC6392**

The power take-off can only be used when the clutch pedal is released.

**EK PTO, clutch-independent power take-off FPC1298**

The EK730 is mounted on the clutch housing at "12 o'clock". The power take-off rotates anticlockwise, seen from the rear, and is designed for direct-mounted equipment.

**Hydraulic pump FPC4801**

With hydraulic pump for bodywork. Pump type and pump volume can be selected fit different needs/applications.

**EG PTO preparation FPC3502**

The electric preparation includes routed wiring for activation of an EG power take-off.

**BB brackets (flexible/with holes/for welding) FPC3302**

Scania can offer many different body attachment brackets to suit a variety of applications. The bodywork is bolted into the upper row of holes on the bracket.

**Mudguards rear axles FPC164**

Mudguards made of hard plastic designed for the rear axle/axles (not recommended if customer sprays form oil on back of truck).

**BB brackets (flexible/with holes/for welding) FPC3412**

Scania can offer many different body attachment brackets to suit a variety of applications. The bodywork is bolted into the upper row of holes on the bracket.

**Tail lamp protection FPC4754**

The robust rear light protection is suitable for trucks operating in tough conditions.

**Working lamp frame end, left-hand and right-hand side FPC4743**

Work light at rear end of frame, on left and right-hand side. Controlled with a switch on the door panel.

**Draw beam FPC1536**

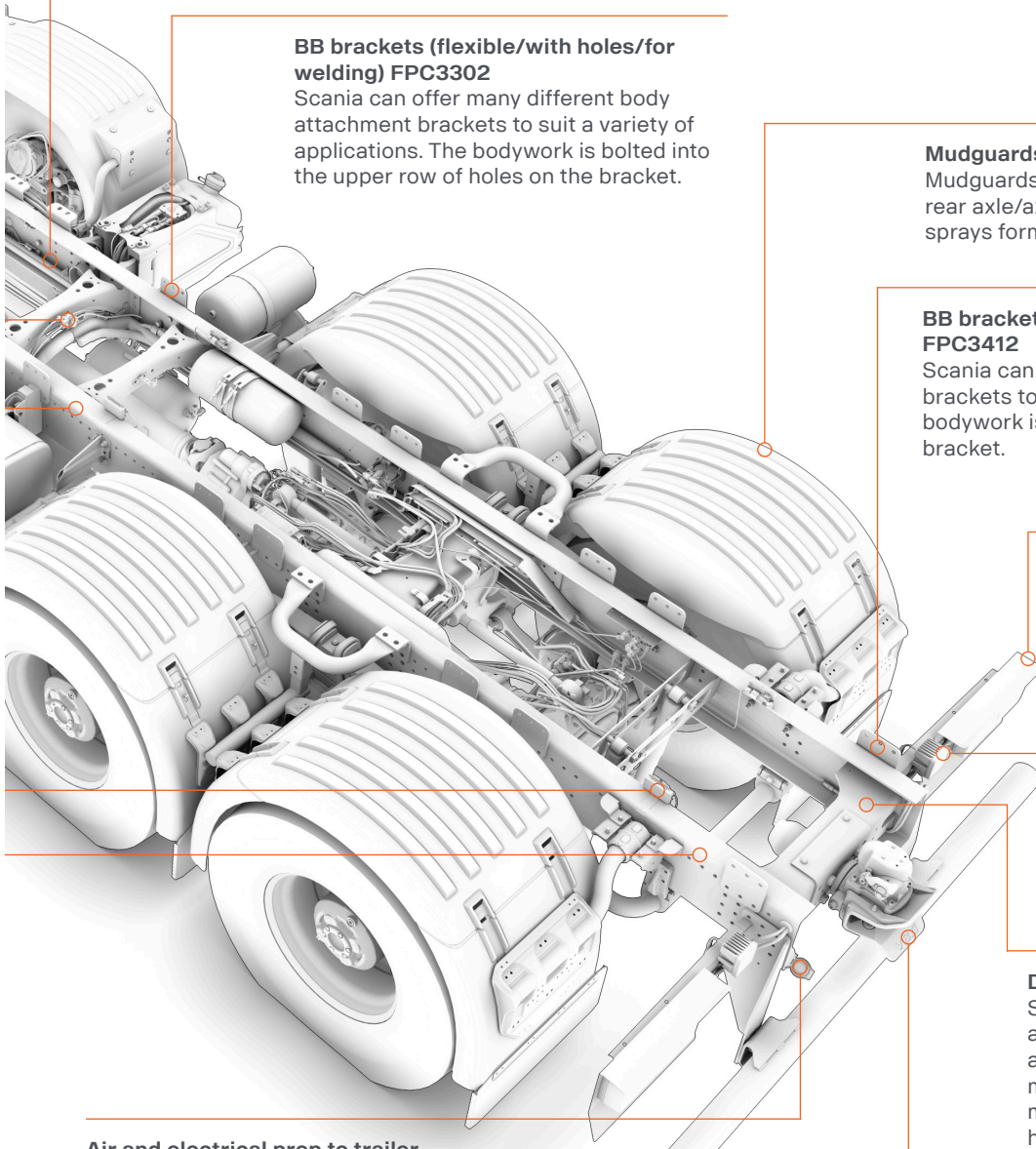
Scania drawbeams have hole layouts that allow a drawbeam, under-run protection and body adaptation brackets to be mounted in a wide variety of positions. This makes it unnecessary to drill additional holes in the frame side members.

**Air and electrical prep to trailer FPC1556**

Trailer connections can be specified in Continental or Nordic versions.


**Trailer coupling FPC1540**

A towing unit (coupling) is required in order to tow a trailer after the truck. The towing unit is fitted in the truck's drawbeam and both must withstand the forces that arise.



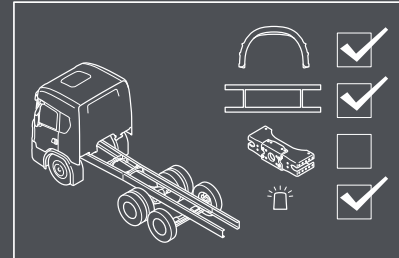
# The bodybuilding process

“Together we can make the best trucks in the world”




1

The bodybuilding process is a shared process. By involving all stakeholders from the beginning, we secure quality, reduce lead time and eliminate waste.



2

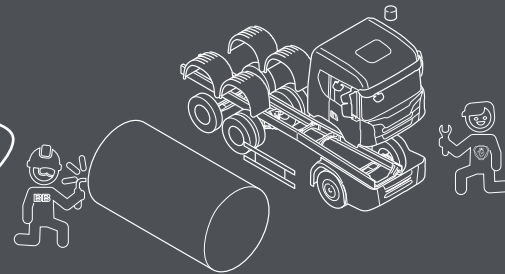
The early stage is very important. Here we make sure the chassis is equipped with the right preparations and has an optimized bodywork interface.



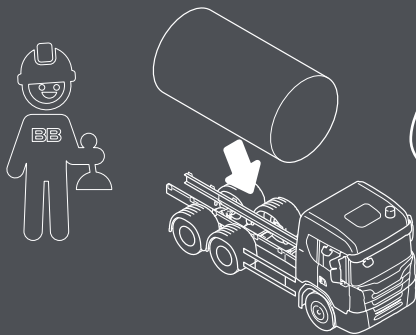
3

Whenever information is required, Scania truck bodybuilder portal has everything you need.

4



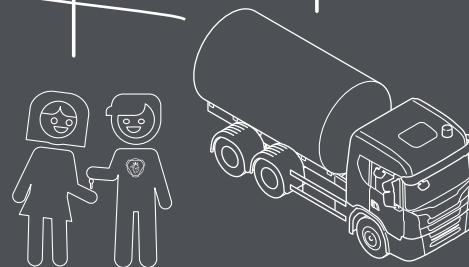
With good planning the chassis and bodywork can be produced in parallel to shorten lead time in the build process.



5

When the chassis arrives at the bodybuilder, fitting the bodywork is just plug and play.

FINISH



This process ensures that we deliver the highest quality, on time, at the right cost. And the customer will take delivery of the best truck in the world.

## Scania CV AB

SE 151 87 Södertälje, Sweden  
Telephone +46 8 553 810 00  
mail@scania.com  
www.scania.com

[www.truckbodybuilder.scania.com](http://www.truckbodybuilder.scania.com)