

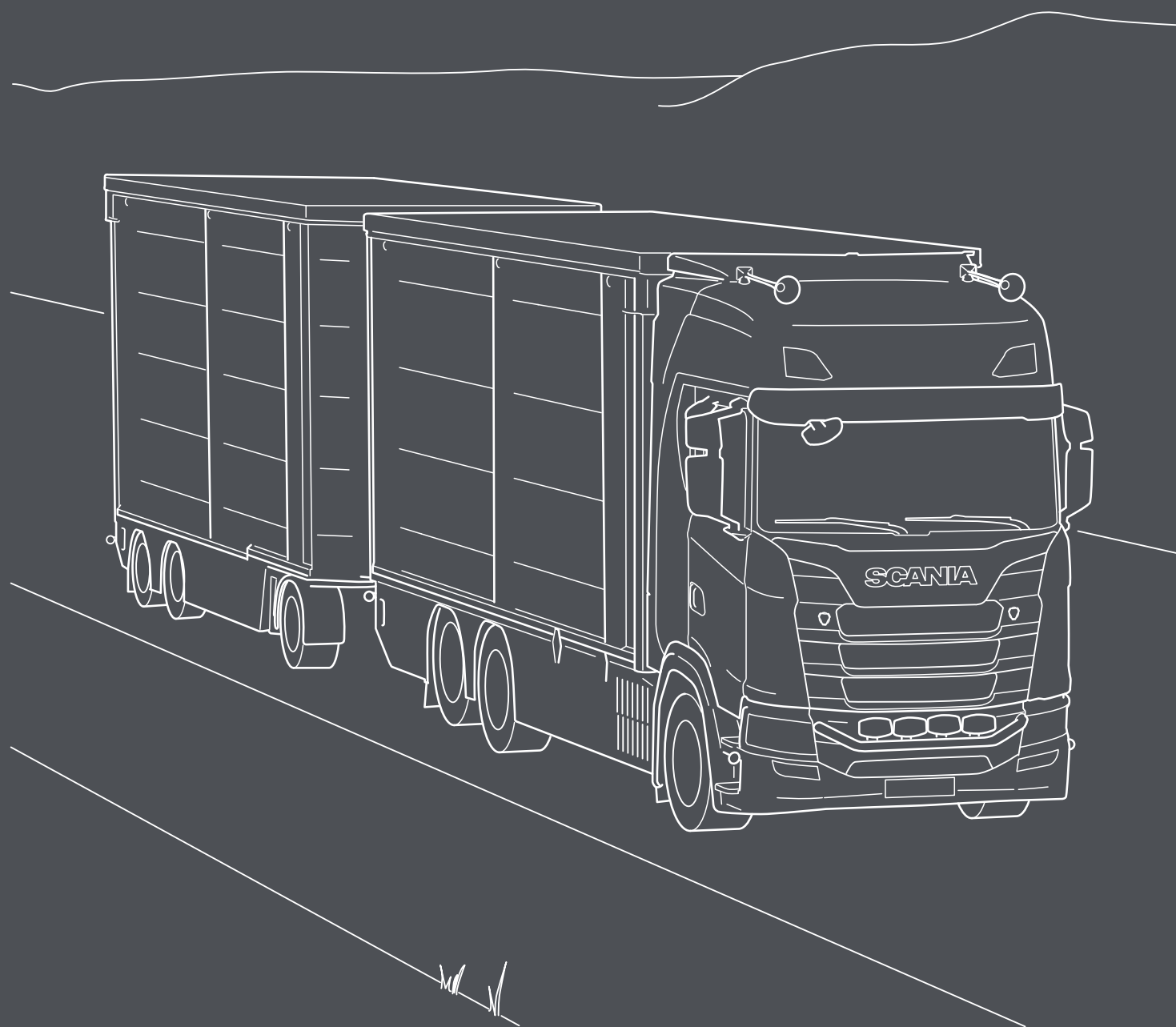
SCANIA



LIVESTOCK

BODYBUILDING MADE EASIER!

Tailormade for your application with best preparations available.



Livestock

Truck specification

Chassi: S 450 B6x2LB

Cab: CS20H

Cable harnesses in cab roof FPC3024

Extra harnesses for bodybuilder installed in cab roof.

Bodybuilder tube across IP C*

Förslag: "All trucks are supplied with an empty tube inside the instrument panel, dedicated for the bodybuilder"

Instrument panel control lights BB FPC3888

There are many options for the bodywork to provide the driver with information, 8 lamps, sound and display messages in the instrument cluster. The lamps can indicate with different colours

CAN switches FPC6793

Spaces in the instrument panel are reserved for extra switches that are programmed in the BCI control unit

BB electrical supply 150A continually, 250A max B*

All trucks are supplied with a dedicated electrical output, conveniently located behind the mudguard of the 1st front axle

3x7 poles BB cables (in cab storage RHS) FPC3023

Three 7-pin extension cable. 3 different lengths; 2m, 8m or 12m.

3x7 pole electrical preparation from cab FPC2411

Pre-routed cable harness from the bodywork's central electric unit that is terminated with a DIN connector on the frame under the cab. 1, 2 or 3 pieces with 7 poles in each (contains different types of 1,5mm², 2,5mm² and CAN cables) the 1st front axle

Body work holes in frame, pre punched top row FPC7432

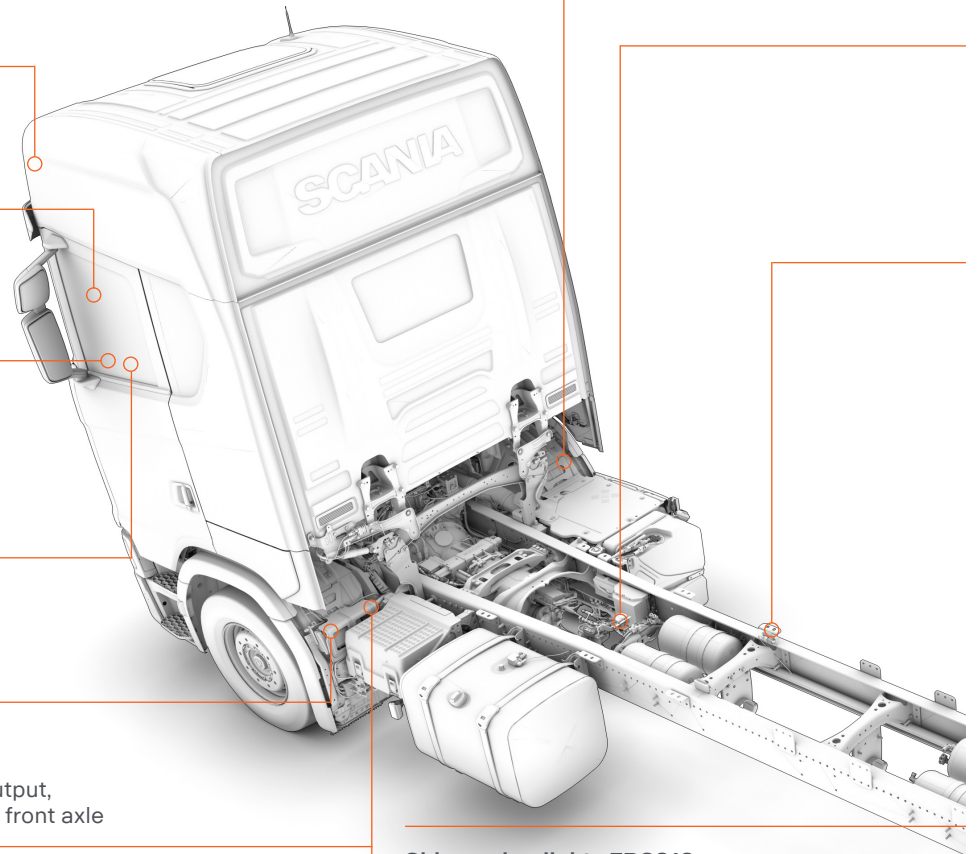
Frame prepared with an upper row of holes. The holes are spaced at 50 millimetres and are used to attach the bodywork to the frame of the truck

Rear overhang in 10mm steps FPC1537

Scania can deliver a perfect adapted overhang to every bodywork within 10 mm steps.

Side marker lights FPC313

Different numbers of lamps are supplied depending on the length of the vehicle. These are available temporarily or permanently mounted.



*Always on truck

Preparation working lamp side below cab FPC4742

Preparation for work lights aimed backwards on the left and right-hand sides below the cab. Controlled with a switch on the door panel.

Air supply inside frame A*

A dedicated outlet for BB needs of air is included on every chassis. This is the one and only place allowed to connect air supply to bodywork

BB brackets (flexible/with holes/ for welding) FPC3303

Scania can offer many different body attachment brackets to suit a variety of applications. The bodywork is bolted into the upper row of holes on the bracket.

BB brackets (flexible/with holes/ for welding) FPC3302

Scania can offer many different body attachment brackets to suit a variety of applications. The bodywork is bolted into the upper row of holes on the bracket.

End beam FPC4341

Vehicles that do not have drawbeam, tow beam or any other type of crossmember mounted at the rear of the frame must be fitted with an end beam

BB brackets (flexible/with holes/ for welding) FPC3412

Scania can offer many different body attachment brackets to suit a variety of applications. The bodywork is bolted into the upper row of holes on the bracket.

Draw beam incl. coupling FPC1536

Scania drawbeams have hole layouts that allow a drawbeam, under-run protection and body adaptation brackets to be mounted in a wide variety of positions. This makes it unnecessary to drill additional holes in the frame side members.

Trailer coupling FPC1540

A towing unit (coupling) is required in order to tow a trailer after the truck. The towing unit is fitted in the truck's drawbeam and both must withstand the forces that arise

Air and electrical prep to trailer FPC1556

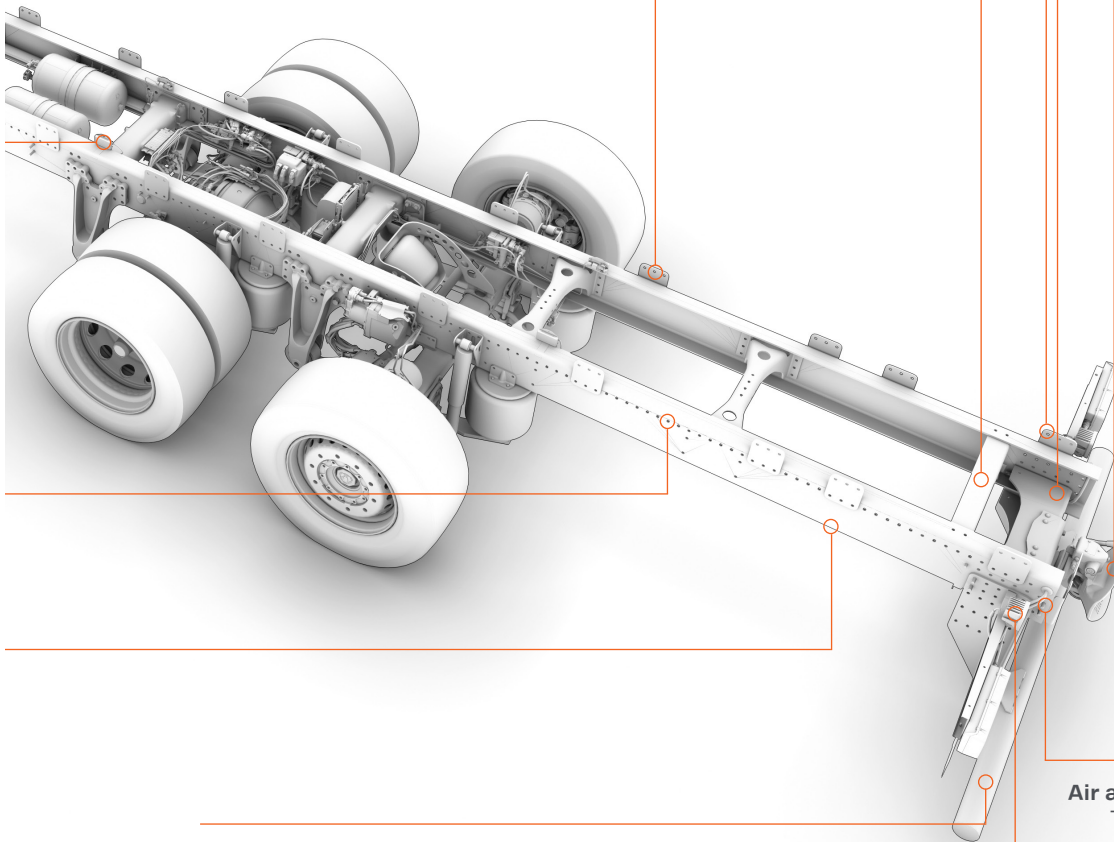
Trailer connections can be specified in Continental or Nordic versions.

Working lamp frame end, left-hand and right-hand side FPC4743

Work light at rear end of frame, on left and right-hand side. Controlled with a switch on the door panel.


Rear underrun protection RUP FPC1539

Rear underrun protection available in 3 different styles/executions.



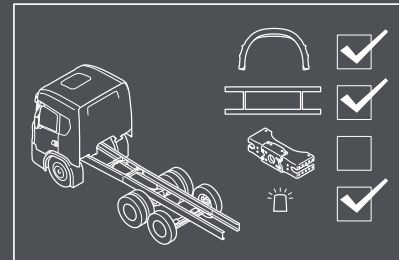
The bodybuilding process

“Together we can make the best trucks in the world”




1

The bodybuilding process is a shared process. By involving all stakeholders from the beginning, we secure quality, reduce lead time and eliminate waste.



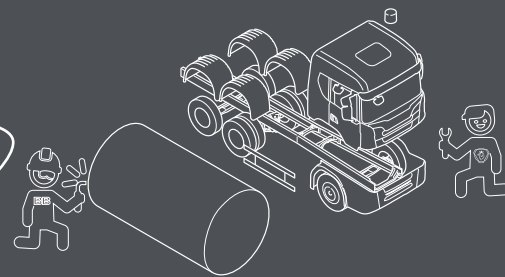
2

The early stage is very important. Here we make sure the chassis is equipped with the right preparations and has an optimized bodywork interface.



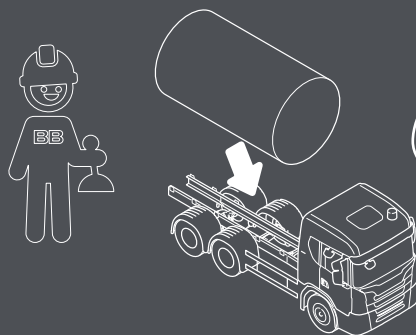
3

Whenever information is required, Scania truck bodybuilder portal has everything you need.



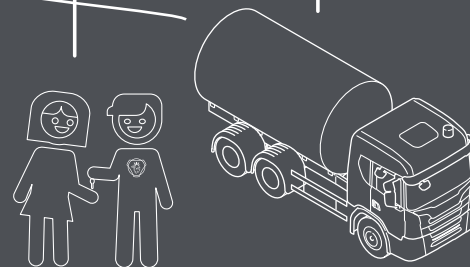
4

With good planning the chassis and bodywork can be produced in parallel to shorten lead time in the build process.



5

When the chassis arrives at the bodybuilder, fitting the bodywork is just plug and play.



This process ensures that we deliver the highest quality, on time, at the right cost. And the customer will take delivery of the best truck in the world.

Scania CV AB

SE 151 87 Södertälje, Sweden
Telephone +46 8 553 810 00
mail@scania.com
www.scania.com

www.truckbodybuilder.scania.com