

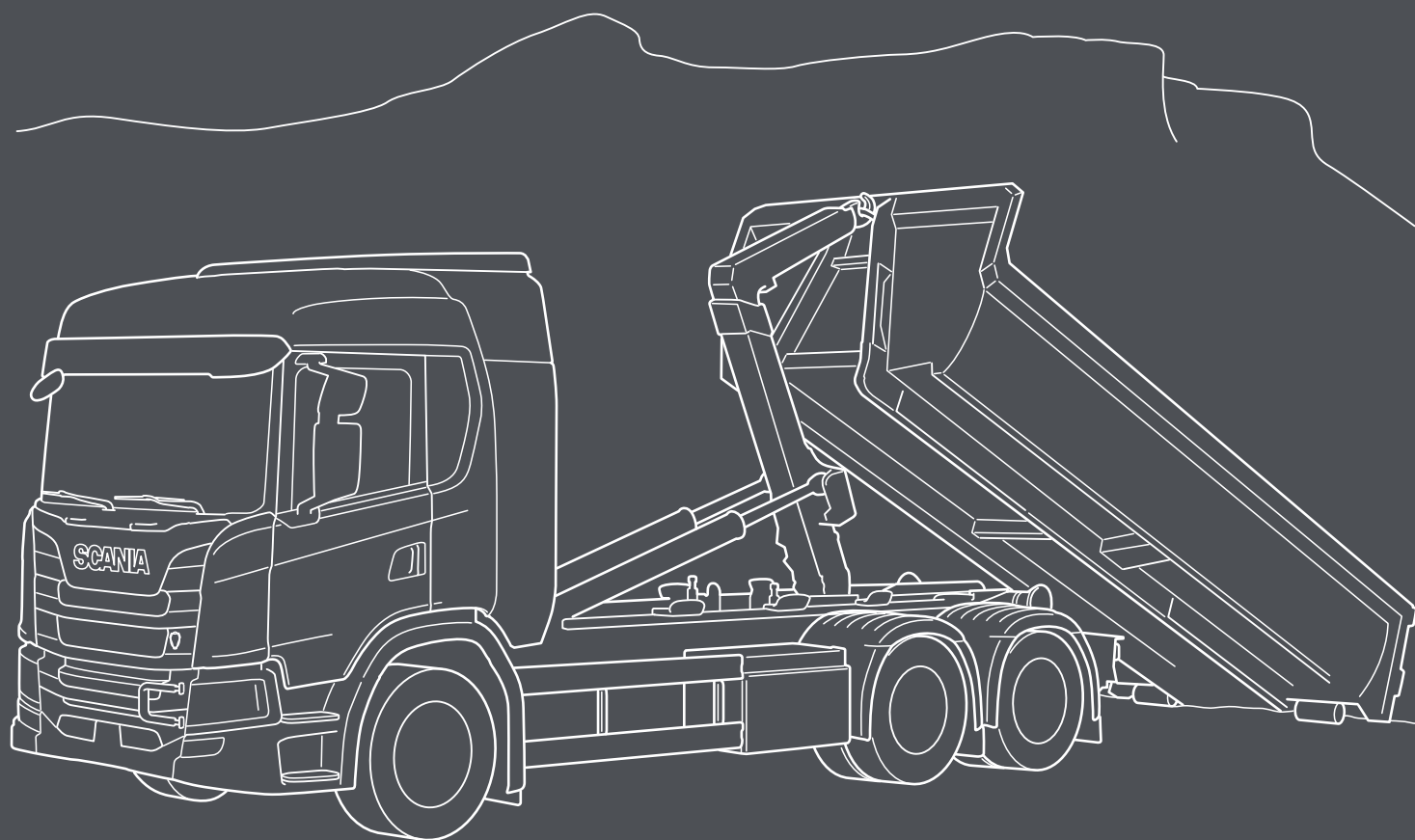
SCANIA



HOOK LIFT

BODYBUILDING MADE EASIER!

Tailormade for your application with best preparations available.



Hook lift

Truck specification

Chassi: G 410 B6x2*4NA

Cab: CG17L

Plough control on armrest (FFU) FPC7072

Operation unit with armrest fitted on the driver's seat. The operation unit is equipped with two levers for controlling a snow plough at the front and a snow plough on the side. The float position of the snow ploughs is controlled using two separate switches.

Preparation for auxiliary headlamp FPC1854

Preparation for additional headlamps comprises harness-to-harness connectors behind the front grille panel for high headlamp position. This preparation is designed for additional headlamps (incl. direction lights) when the regular headlamps are obscured by front mounted equipment such as a snowplough.

Headlight protection FPC2021

The headlights are protected by a steel grille.

Instrument panel control lights BB FPC3888

There are many options for the bodywork to provide the driver with information, 8 lamps, sound and display messages in the instrument cluster. The lamps can indicate with different colours.

CAN switches FPC6793

Spaces in the instrument panel are reserved for extra switches that are programmed in the BCI control unit.

3x7 pole electrical preparation from cab FPC2411

Pre-routed cable harness from the bodywork's central electric unit that is terminated with a DIN connector on the frame under the cab. 1, 2 or 3 pieces with 7 poles in each (contains different types of 1,5mm², 2,5mm² and CAN cables).

BB electrical supply 150A continually, 250A max B*

All trucks are supplied with a dedicated electrical output, conveniently located behind the mudguard of the 1st front axle.

Body work holes in frame, pre punched top row FPC7432

Frame prepared with an upper row of holes. The holes are spaced at 50 millimetres and are used to attach the bodywork to the frame of the truck.

*Always on truck

Bodybuilder tube across IP C*

All trucks are supplied with an empty tube inside the instrument panel, dedicated for the bodybuilder.

Cable harness FPC3314

Extra harness for additional switches.

Tipper control switches (electrical) FPC4666

Makes it possible to have switches in the cab to activate e.g. the hydraulic valve that raises or lowers the tipper body on the truck and/or trailer. A switch that works as an emergency stop is included as standard.

Preparation working lamp side below cab FPC4742

Preparation for work lights aimed backwards on the left and right-hand sides below the cab. Controlled with a switch on the door panel.

3x7 poles BB cables (in cab storage RHS) FPC3023

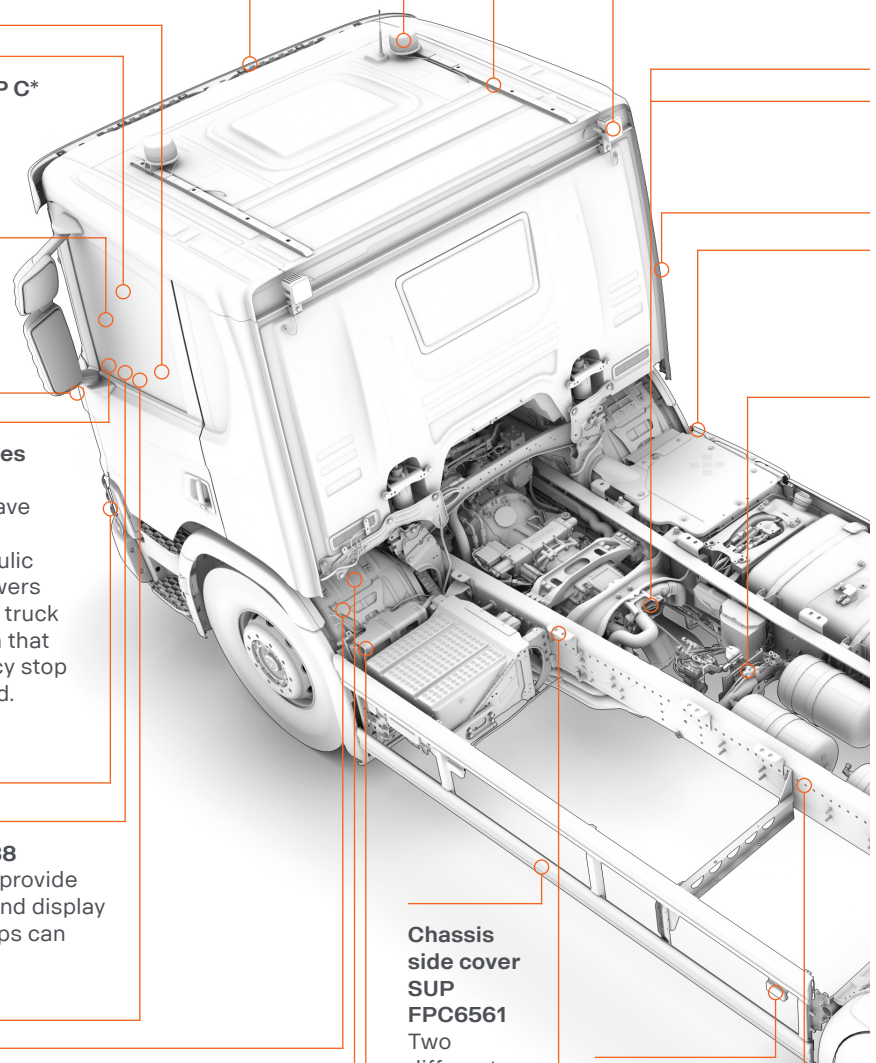
Three 7-pin extension cable. 3 different lengths; 2m, 8m or 12m.

BB brackets (flexible/with holes/for welding) FPC3303

Scania can offer many different body attachment brackets to suit a variety of applications. The bodywork is bolted into the upper row of holes on the bracket.

BB brackets (flexible/with holes/for welding) FPC3412

Scania can offer many different body attachment brackets to suit a variety of applications. The bodywork is bolted into the upper row of holes on the bracket.



Chassis side cover SUP FPC6561

Two different execution available, beam or shirt.

Side marker lights FPC313

Different numbers of lamps are supplied depending on the length of the vehicle. These are available temporarily or permanently mounted.

Beacon FPC1330

Mounted on a robust aluminium bar, the rotating beacon supplies efficient warning light.

Cable harnesses in cab roof FPC3024

Extra harnesses for bodybuilder installed in cab roof.

Working lamps rear wall cab top FPC5900

The work light consists of two LED headlamps fitted on the left and right-hand sides of the rear cab wall.

Roof rails FPC1401

The roof rails are in aluminium which simplifies the fitting of an air deflector, roof rack and other extra equipment.

Hydraulic pump FPC4801

With hydraulic pump for bodywork. Pump type and pump volume can be selected fit different needs/applications.

EG PTO preparation FPC3502

The electric preparation includes routed wiring for activation of an EG power take-off.

ED preparation for hydraulic pump FPC4827A

The engine is supplied prepared for power take-off. Consists of an intermediate gear which is fitted in the flywheel housing.

BCI Bodywork communication interface FPC5837

BCI is a programmable interface between the truck and bodywork facilitating communications between truck and bodywork. The BCI can be programmed with advanced logics for safety and other operational functionality in the bodywork.

Air supply inside frame A*

A dedicated outlet for BB needs of air is included on every chassis. This is the one and only place allowed to connect air supply to bodywork.

BB brackets (flexible/with holes/for welding) FPC3302

Scania can offer many different body attachment brackets to suit a variety of applications. The bodywork is bolted into the upper row of holes on the bracket.

Mudguards rear axles FPC164

Mudguards made of hard plastic designed for the rear axle/axles.

Rear overhang in 10mm steps FPC1537

Scania can deliver a perfect adapted overhang to every bodywork within 10 mm steps.

Air and electrical prep to trailer FPC1556

Trailer connections can be specified in Continental or Nordic versions.

Draw beam incl. coupling FPC1536

Scania drawbeams have hole layouts that allow a drawbeam, under-run protection and body adaptation brackets to be mounted in a wide variety of positions. This makes it unnecessary to drill additional holes in the frame side members.

Tail lamp protection FPC4754

The robust rear light protection is suitable for trucks operating in tough conditions.

Working lamp frame end, left-hand and right-hand side FPC4743

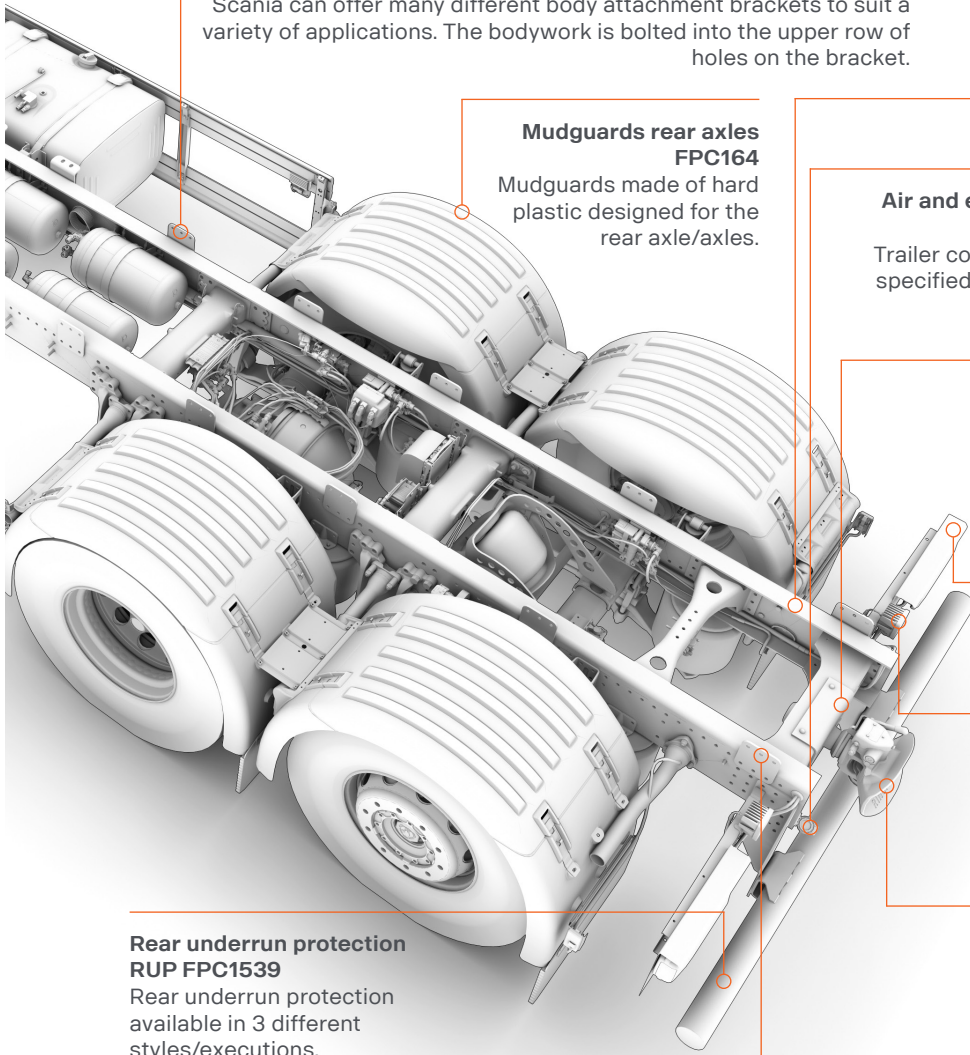
Work light at rear end of frame, on left and right-hand side. Controlled with a switch on the door panel.

Trailer coupling FPC1540

A towing unit (coupling) is required in order to tow a trailer after the truck. The towing unit is fitted in the truck's drawbeam and both must withstand the forces that arise.


Rear underrun protection RUP FPC1539

Rear underrun protection available in 3 different styles/executions.



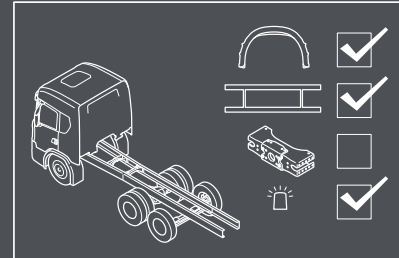
The bodybuilding process

“Together we can make the best trucks in the world”




1

The bodybuilding process is a shared process. By involving all stakeholders from the beginning, we secure quality, reduce lead time and eliminate waste.



2

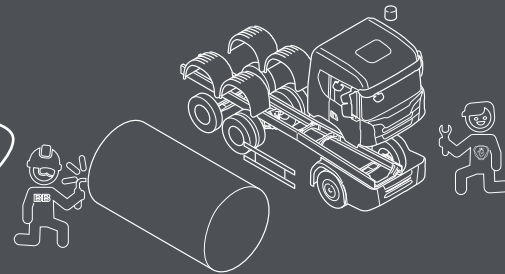
The early stage is very important. Here we make sure the chassis is equipped with the right preparations and has an optimized bodywork interface.



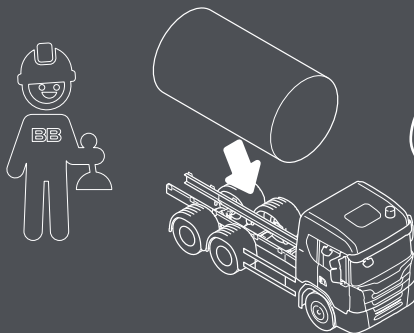
3

Whenever information is required, Scania truck bodybuilder portal has everything you need.

4



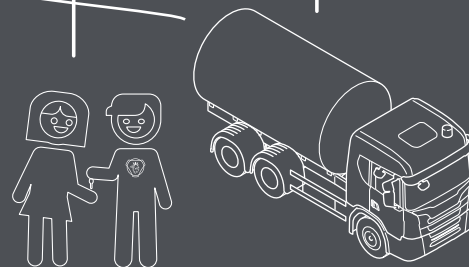
With good planning the chassis and bodywork can be produced in parallel to shorten lead time in the build process.



5

When the chassis arrives at the bodybuilder, fitting the bodywork is just plug and play.

FINISH



This process ensures that we deliver the highest quality, on time, at the right cost. And the customer will take delivery of the best truck in the world.

Scania CV AB

SE 151 87 Södertälje, Sweden
Telephone +46 8 553 810 00
mail@scania.com
www.scania.com

www.truckbodybuilder.scania.com