

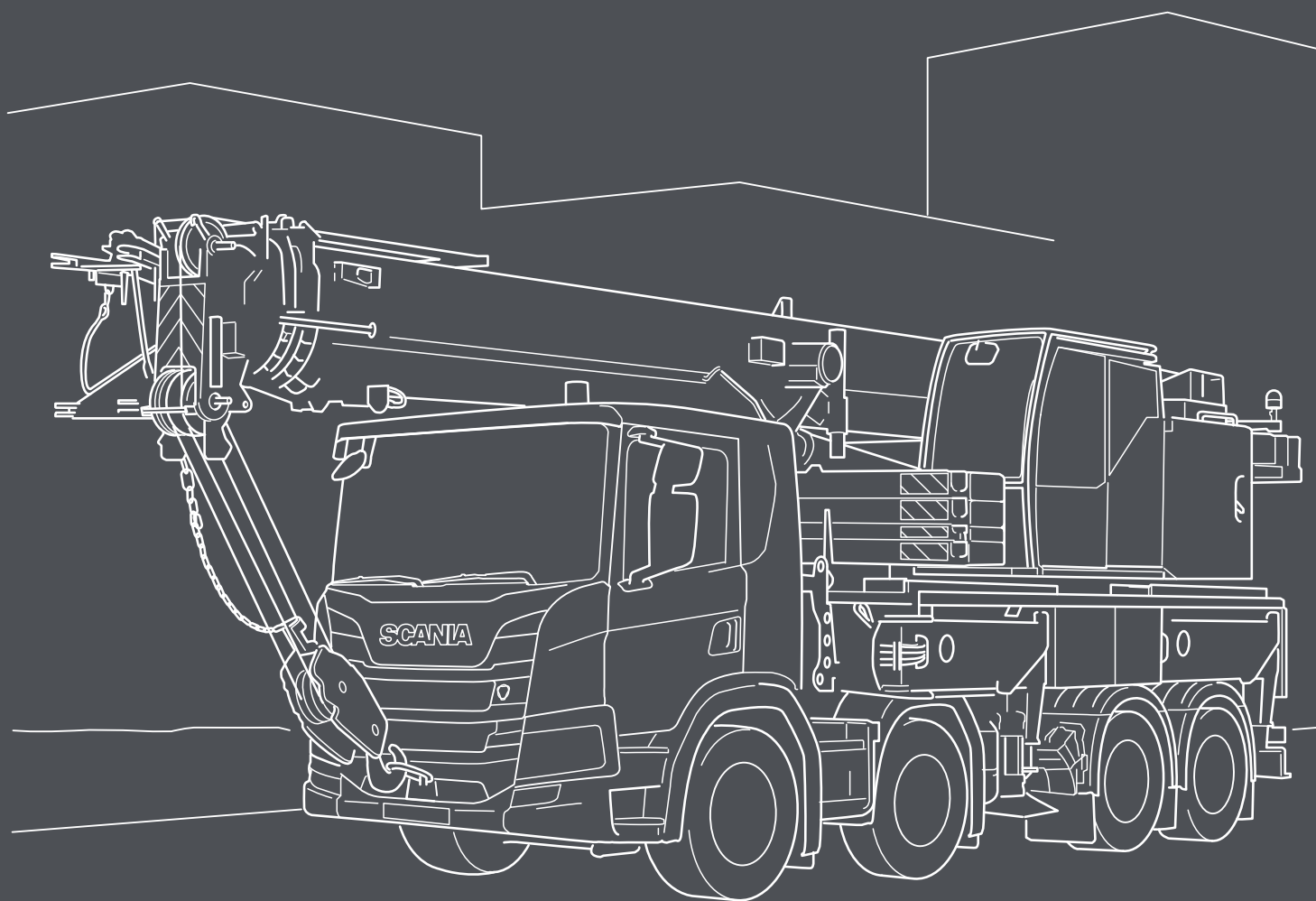
SCANIA



MOBILE CRANE

BODYBUILDING MADE EASIER!

Tailormade for your application with best preparations available.



Mobile crane

Truck specification

Chassi: P 410 B8x4NZ

Cab: CP 17L

Remote controlled engine start FPC3313
Preparation for engine start (need BCI)

Bodybuilder tube across IP C*
All trucks are supplied with an empty tube inside the instrument panel, dedicated for the bodybuilder.

Tipper control lever (air) FPC4666
Control lever in the cab for activating the hydraulic valve that raises or lowers the tipper body on the truck.

Headlight protection FPC2021
The headlights are protected by a steel grille.

Engine hour meter FPC1356
The engine hour meter register the total operating hours of the engine.

Instrument panel control lights BB FPC3888
There are many options for the bodywork to provide the driver with information, 8 lamps, sound and display messages in the instrument cluster. The lamps can indicate with different colours.

CAN switches FPC6793
Spaces in the instrument panel are reserved for extra switches that are programmed in the BCI control unit.

Extension module FPC4901
An extra panel with space for extra switch attached to the instrument panel.

3x7 poles BB cables (in cab storage RHS) FPC3023
Three 7-pin extension cable. 3 different lengths; 2m, 8m or 12m.

3x7 pole electrical preparation from cab FPC2411
Pre-routed cable harness from the bodywork's central electric unit that is terminated with a DIN connector on the frame under the cab. 1, 2 or 3 pieces with 7 poles in each (contains different types of 1,5mm², 2,5mm² and CAN cables).

BB electrical supply 150A continually, 250A max B*
All trucks are supplied with a dedicated electrical output, conveniently located behind the mudguard of the 1st front axle.

Lowered shock absorber position 2nd front axle D*
With the new design, Bodybuilder have much more clearance in this area.

Roof rails FPC1401
The roof rails are in aluminium which simplifies the fitting of an air deflector, roof rack and other extra equipment.

Air supply inside frame A*
A dedicated outlet for BB needs of air is included on every chassis. This is the one and only place allowed to connect air supply to bodywork.

Body work holes in frame, pre punched top row FPC 7432
Frame prepared with an upper row of holes. The holes are spaced at 50 millimetres and are used to attach the bodywork to the frame of the truck.

***Always on truck**

Beacon FPC1330

Mounted on a robust aluminium bar, the rotating beacon supplies efficient warning light.

Cable harnesses in cab roof FPC3024

Extra harnesses for bodybuilder installed in cab roof.

Working lamps rear wall cab top FPC5900

The work light consists of two LED headlamps fitted on the left and right-hand sides of the rear cab wall.

ED preparation for hydraulic pump FPC4827

The engine is supplied prepared for power take-off. Consists of an intermediate gear which is fitted in the flywheel housing.

Preparation working lamp side below cab FPC4742

Preparation for work lights aimed backwards on the left and right-hand sides below the cab. Controlled with a switch on the door panel.

BCI Bodywork communication interface FPC5837

BCI is a programmable interface between the truck and bodywork facilitating communications between truck and bodywork. The BCI can be programmed with advanced logics for safety and other operational functionality in the bodywork.

Hydraulic pump FPC4801

With hydraulic pump for bodywork. Pump type and pump volume can be selected fit different needs/applications.

EG PTO preparation FPC3502

The electric preparation includes routed wiring for activation of an EG power take-off.

EG PTO clutch dependant power take-off FPC6392

With EG PTO, the power take-off can only be used when the clutch pedal is released.

Mudguards 2nd front axle FPC4050

The mudguard on the second front axle is height-adjustable. It is supplied from the factory in the highest position, but can be easily adjusted to three different positions to fit with the bodywork and tyres.

BB brackets (flexible/with holes/for welding) FPC3302, FPC3303

Scania can offer many different body attachment brackets to suit a variety of applications. The bodywork is bolted into the upper row of holes on the bracket.

Mudguards rear axles FPC164

Mudguards made of hard plastic designed for the rear axle/axles.

Rear overhang in 10mm steps FPC1537

Scania can deliver a perfect adapted overhang to every bodywork within 10 mm steps.

BB brackets (flexible/with holes/for welding) FPC3412

Scania can offer many different body attachment brackets to suit a variety of applications. The bodywork is bolted into the upper row of holes on the bracket.

Tail lamp protection FPC4754

The robust rear light protection is suitable for trucks operating in tough conditions.

BB brackets (flexible/with holes/for welding) FPC3412

Scania can offer many different body attachment brackets to suit a variety of applications. The bodywork is bolted into the upper row of holes on the bracket.

End beam FPC4341

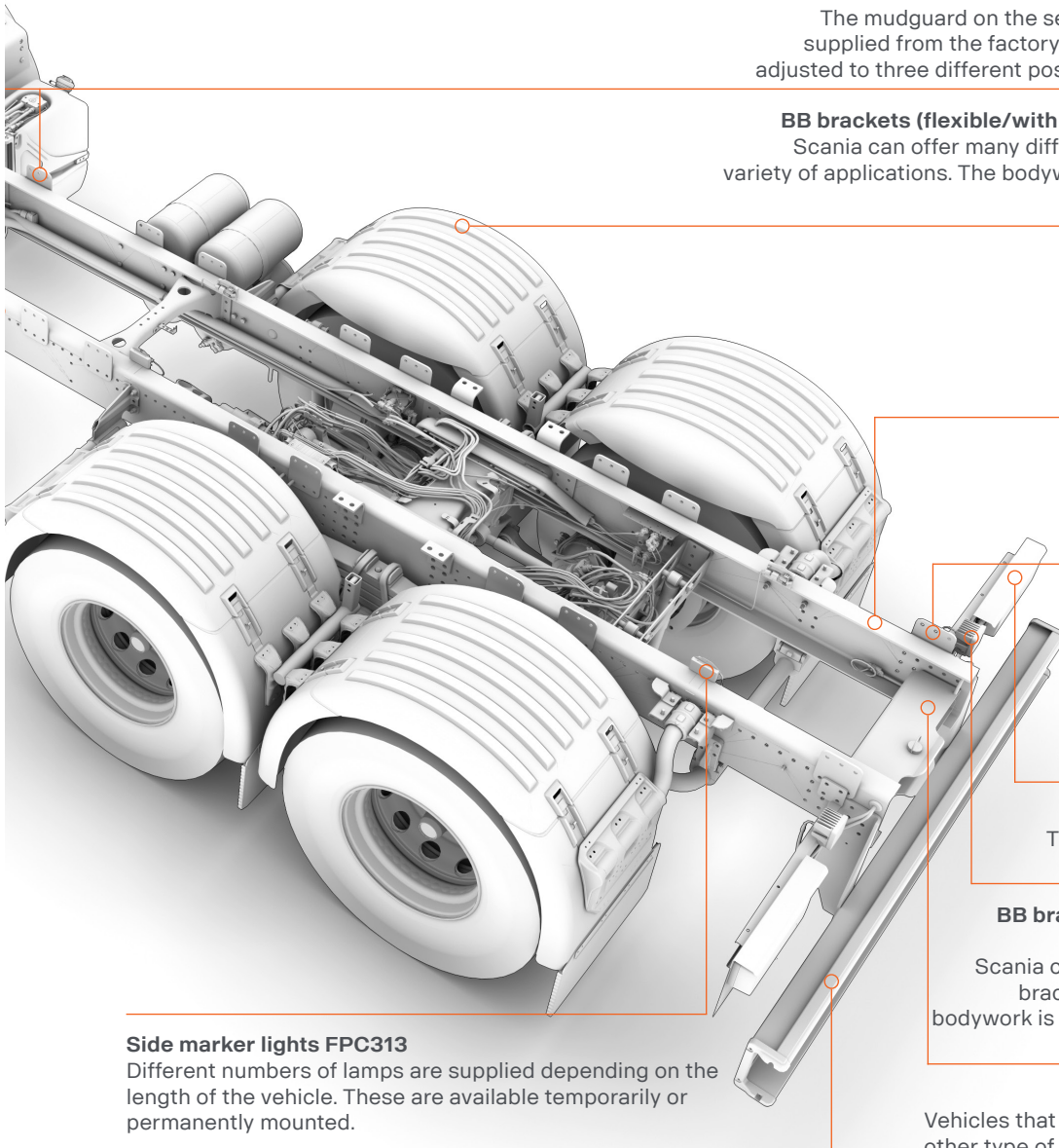
Vehicles that do not have drawbeam, tow beam or any other type of crossmember mounted at the rear of the frame must be fitted with an end beam.

Side marker lights FPC313

Different numbers of lamps are supplied depending on the length of the vehicle. These are available temporarily or permanently mounted.


Rear underrun protection RUP FPC1539

Rear underrun protection available in 3 different styles/executions.



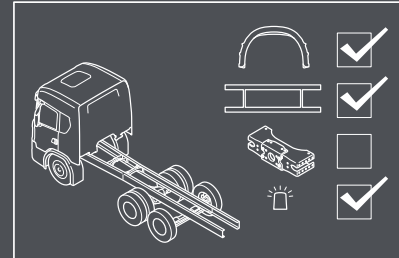
The bodybuilding process

“Together we can make the best trucks in the world”




1

The bodybuilding process is a shared process. By involving all stakeholders from the beginning, we secure quality, reduce lead time and eliminate waste.



2

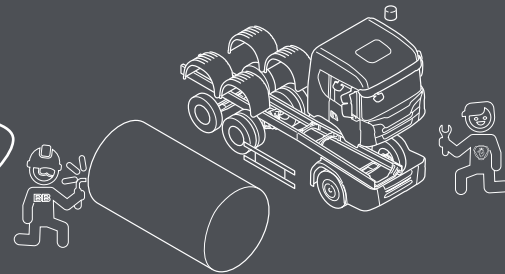
The early stage is very important. Here we make sure the chassis is equipped with the right preparations and has an optimized bodywork interface.



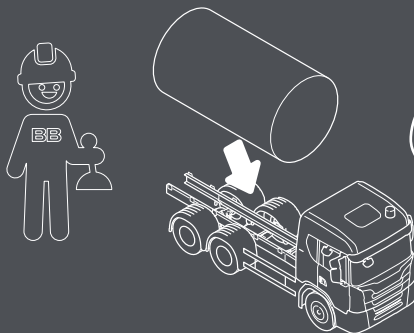
3

Whenever information is required, Scania truck bodybuilder portal has everything you need.

4



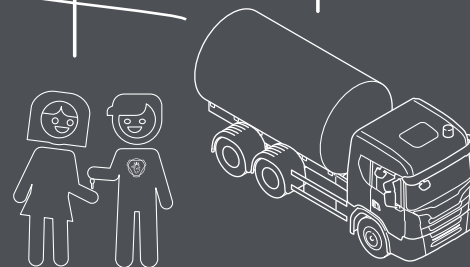
With good planning the chassis and bodywork can be produced in parallel to shorten lead time in the build process.



5

When the chassis arrives at the bodybuilder, fitting the bodywork is just plug and play.

FINISH



This process ensures that we deliver the highest quality, on time, at the right cost. And the customer will take delivery of the best truck in the world.

Scania CV AB

SE 151 87 Södertälje, Sweden
Telephone +46 8 553 810 00
mail@scania.com
www.scania.com

www.truckbodybuilder.scania.com