


# SCANIA



SWAP BODY

# BODYBUILDING MADE EASIER!

Tailormade for your application with best preparations available.



Truck specification

Chassi: R 450 B6x2NB  
Cab: CR20H

**Cable harnesses in cab roof FPC 3024**  
Extra harnesses for bodybuilder installed in cab roof.

**Bodybuilder tube across IP C\***  
Förslag: "All trucks are supplied with an empty tube inside the instrument panel, dedicated for the bodybuilder"

**Instrument panel control lights BB FPC 3888**  
There are many options for the bodywork to provide the driver with information, 8 lamps, sound and display messages in the instrument cluster. The lamps can indicate with different colours

**CAN switches FPC 6793**  
Spaces in the instrument panel are reserved for extra switches that are programmed in the BCI control unit

**3x7 poles BB cables (in cab storage RHS) FPC 3023**  
Three 7-pin extension cable. 3 different lenghts; 2m, 8m or 12m.

**3x7 pole electrical preparation from cab FPC 2411**  
Pre-routed cable harness from the bodywork's central electric unit that is terminated with a DIN connector on the frame nuder the cab. 1, 2 or 3 pieces with 7 poles in each (contains different types of 1,5mm2, 2,5mm2 and CAN cables)

**BB electrical supply 150A continually, 250A max B\***  
All trucks are supplied with a dedicated electrical output, conviniently located behind the mudguard of the 1st front axle

**Chassis side cover SUP FPC 6561**  
Two different execution avialable, beam or shirt

**Side marker lights FPC 313**  
Different numbers of lamps are supplied depending on the length of the vehicle. These are available temporarily or permanently mounted.

**Body work holes in frame, pre punched top row FPC 7432**  
Frame prepared with an upper row of holes. The holes are spaced at 50 millimetres and are used to attach the bodywork to the frame of the truck

\*Always on truck

**Working lamps rear wall cab top FPC 5900**  
The work light consists of two LED headlamps fitted on the left and right-hand sides of the rear cab wall.

**Air supply inside frame A\***  
A dedicated outlet for BB needs of air is included on every chassis. This is the one and only place allowed to connect air supply to bodywork.

**BB brackets (flexible/with holes/for welding) FPC 3302**  
Scania can offer many different body attachment brackets to suit a variety of applications. The bodywork is bolted into the upper row of holes on the bracket.

**Preparation working lamp side below cab FPC 4742**  
Preparation for work lights aimed backwards on the left and right-hand sides below the cab. Controlled with a switch on the door panel.

**Mudguards rear axles FPC 164**  
Mudguards made of hard plastic designed for the rear axle/axles.

**Rear overhang in 10mm steps FPC 1537**  
Scania can deliver a perfect adapted overhang to every bodywork within 10 mm steps.

**End beam FPC 4341**  
Vehicles that do not have drawbeam, tow beam or any other type of crossmember mounted at the rear of the frame must be fitted with an end beam.

**BB brackets (flexible/with holes/for welding) FPC 3412**  
Scania can offer many different body attachment brackets to suit a variety of applications. The bodywork is bolted into the upper row of holes on the bracket.

**Tail lamp protection FPC 4754**  
The robust rear light protection is suitable for trucks operating in tough conditions.

**Draw beam incl. coupling FPC 1536**  
Scania drawbeams have hole layouts that allow a drawbeam, under-run protection and body adaptation brackets to be mounted in a wide variety of positions. This makes it unnecessary to drill additional holes in the frame side members.

**Trailer coupling FPC 1540**  
A towing unit (coupling) is required in order to tow a trailer after the truck. The towing unit is fitted in the truck's drawbeam and both must withstand the forces that arise.


**Air and electrical prep to trailer FPC 1556**  
Trailer connections can be specified in Continental or Nordic versions.

**Rear underrun protection RUP FPC 1539**  
Rear underrun protection available in 3 different styles/executions.

**Working lamp frame end, left-hand and right-hand side FPC 4743**  
Work light at rear end of frame, on left and right-hand side. Controlled with a switch on the door panel.

# The bodybuilding process

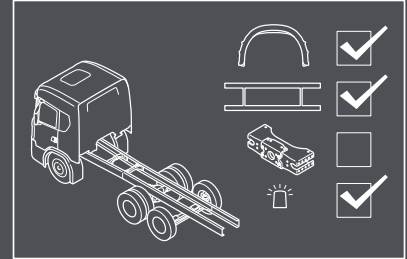
"Together we can make the best trucks in the world"




The bodybuilding process is a shared process. By involving all stakeholders from the beginning, we secure quality, reduce lead time and eliminate waste.

1

2



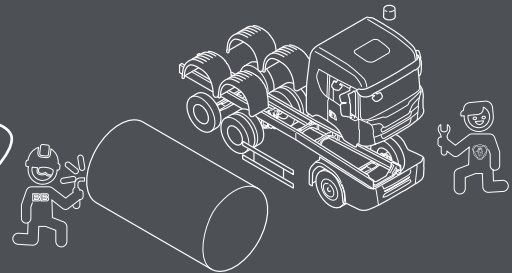
The early stage is very important. Here we make sure the chassis is equipped with the right preparations and has an optimized bodywork interface.



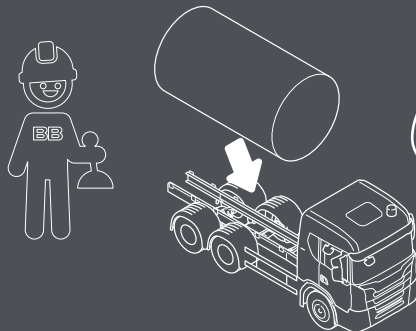
Whenever information is required, Scania truck bodybuilder portal has everything you need.

3

4




With good planning the chassis and bodywork can be produced in parallel to shorten lead time in the build process.



When the chassis arrives at the bodybuilder, fitting the bodywork is just plug and play.

5



This process ensures that we deliver the highest quality, on time, at the right cost. And the customer will take delivery of the best truck in the world.

## Scania CV AB

SE 151 87 Södertälje, Sweden  
Telephone +46 8 553 810 00  
mail@scania.com  
www.scania.com

[www.truckbodybuilder.scania.com](http://www.truckbodybuilder.scania.com)